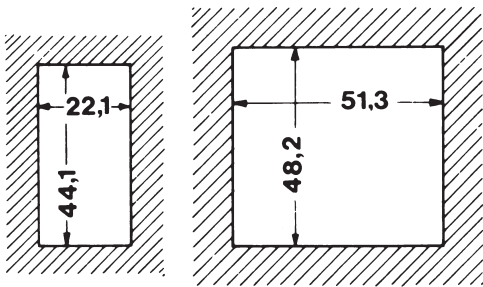


PANEL CUT-OUT DETAILS


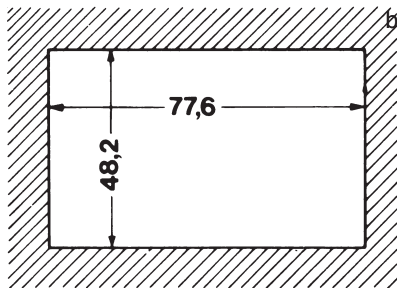
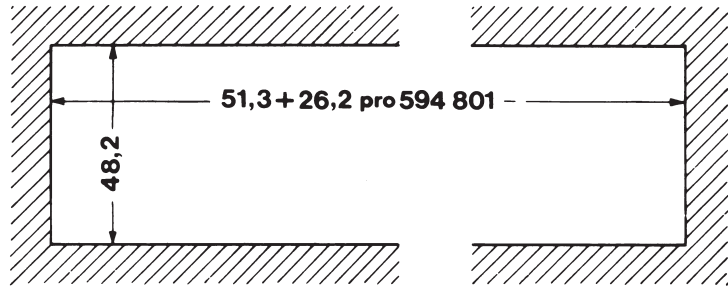
(max installation depth 60mm)
Panel thickness 1 - 25mm

511 + 533 RANGES

2 x 594 802



2 x 594 802 + ..594 801


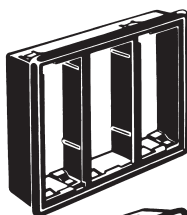


MOUNTING OPTIONS

MOUNTING FRAME

black
595 502

black
595 902



BLANKING PLATE

black
596 273

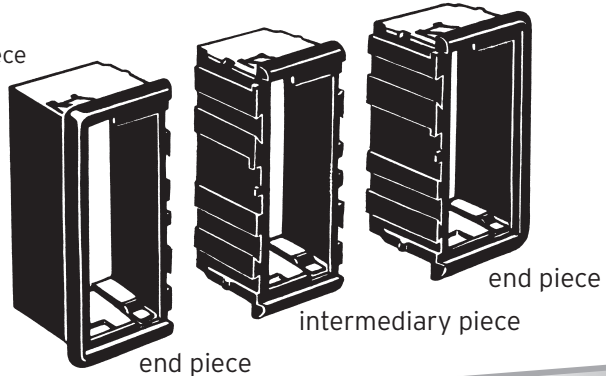


intermediary piece

black
594 801

end piece

black
594 802



When contacting **Britax** for switch information, **please ensure you have as much information as possible**

including:

* **Voltage**

* **application**

* **Type of switch**